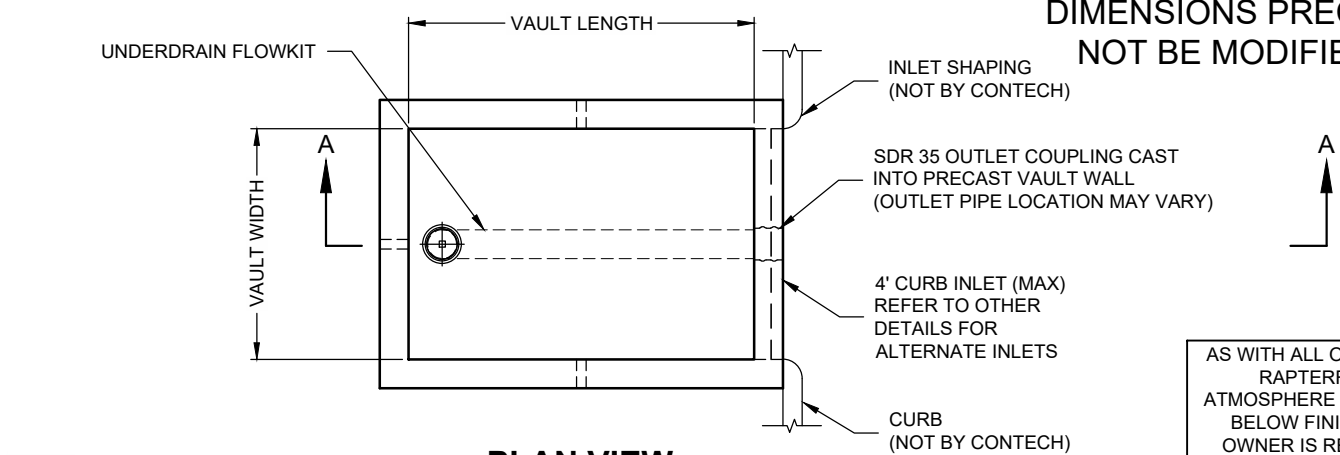


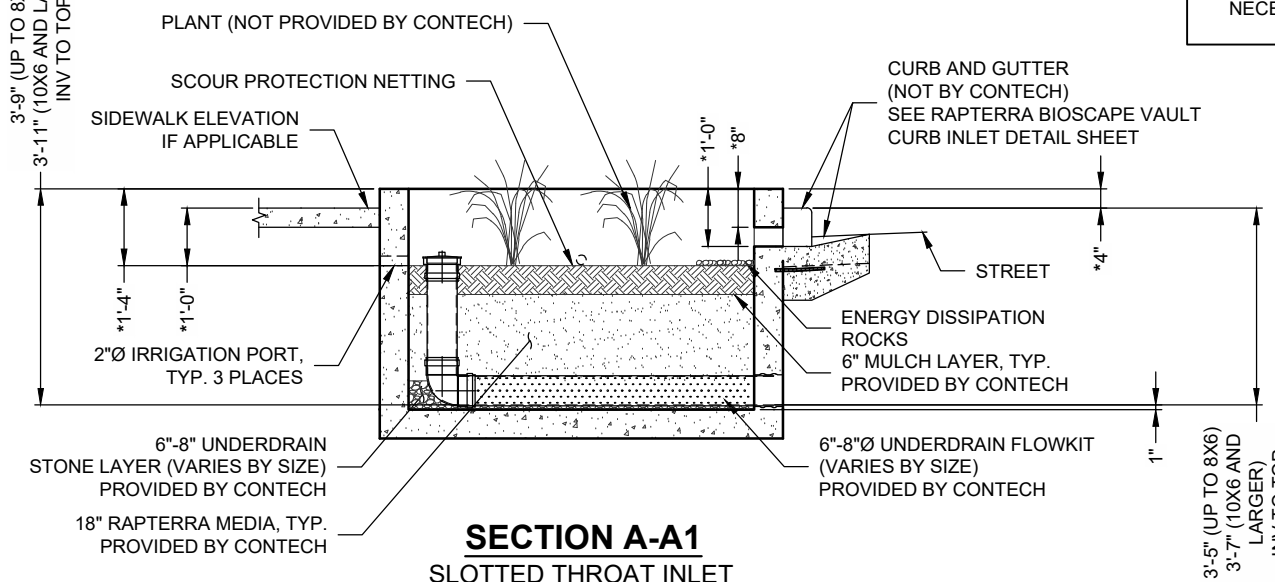
I:\QUIKRETE\COMMON\COMMON\STORMWATER TICKETS IN PROCESS\BUCHSBAUM\CREATE RAPTERRA STANDARD DETAILS\RAPTERRA BIOSCAPE VAULT OFFLINE CONFIG DTL.DWG 4/1/2026 1:35 PM

DIMENSIONS PRECEDED BY " * " ARE CRITICAL AND MAY NOT BE MODIFIED WITHOUT CONSULTING CONTECH

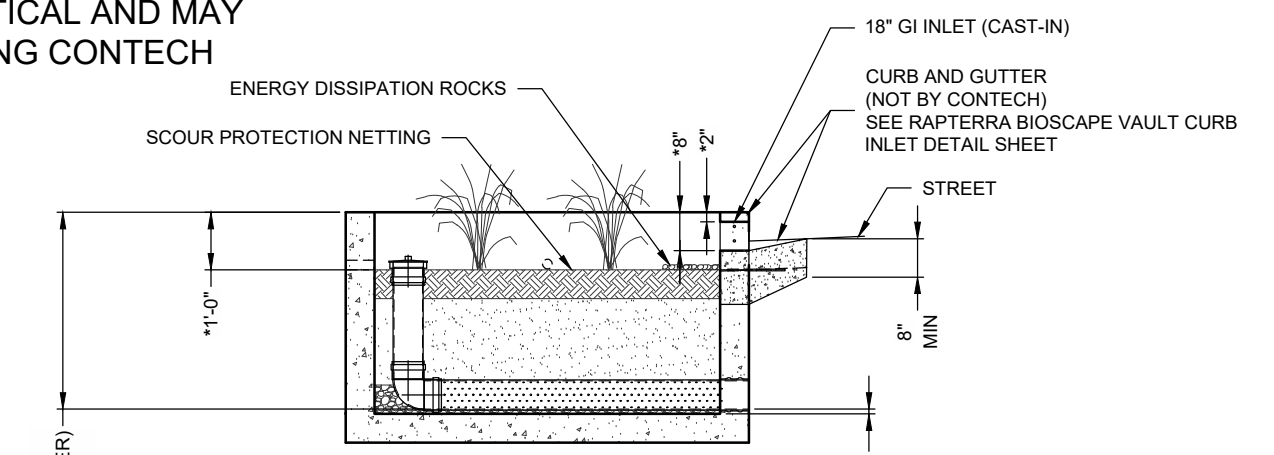


PLAN VIEW
SHORT SIDE INLET

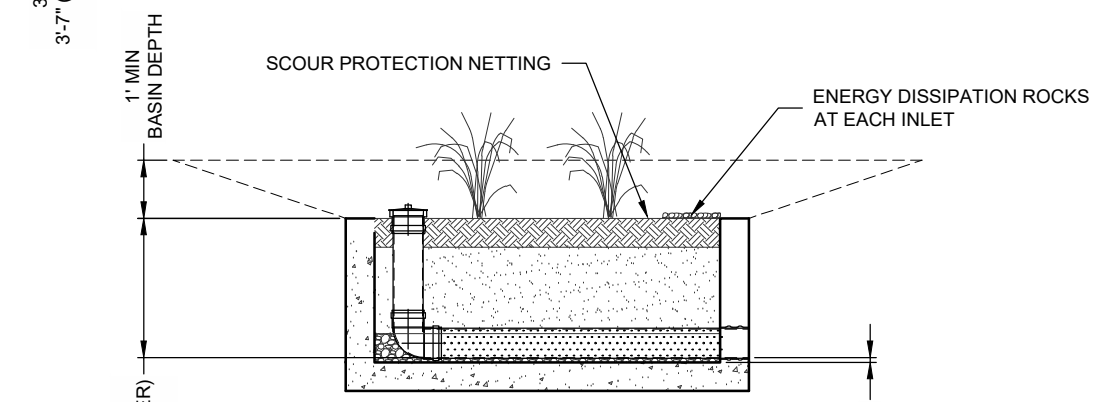
AS WITH ALL OPEN TOP BIORETENTION SYSTEMS, RAPTERRA BIOSCAPE IS OPEN TO THE ATMOSPHERE WITH A MEDIA SURFACE RECESSED BELOW FINISHED GRADE. CONTRACTOR OR OWNER IS RESPONSIBLE FOR PROVIDING ANY REQUIRED SAFETY MEASURES AROUND SYSTEM PERIMETER. TO MAINTAIN AESTHETICS, REMOVAL OF HEAVY STORMWATER DEBRIS MAY BE NECESSARY BETWEEN REGULAR RAPTERRA SYSTEM MAINTENANCE EVENTS.



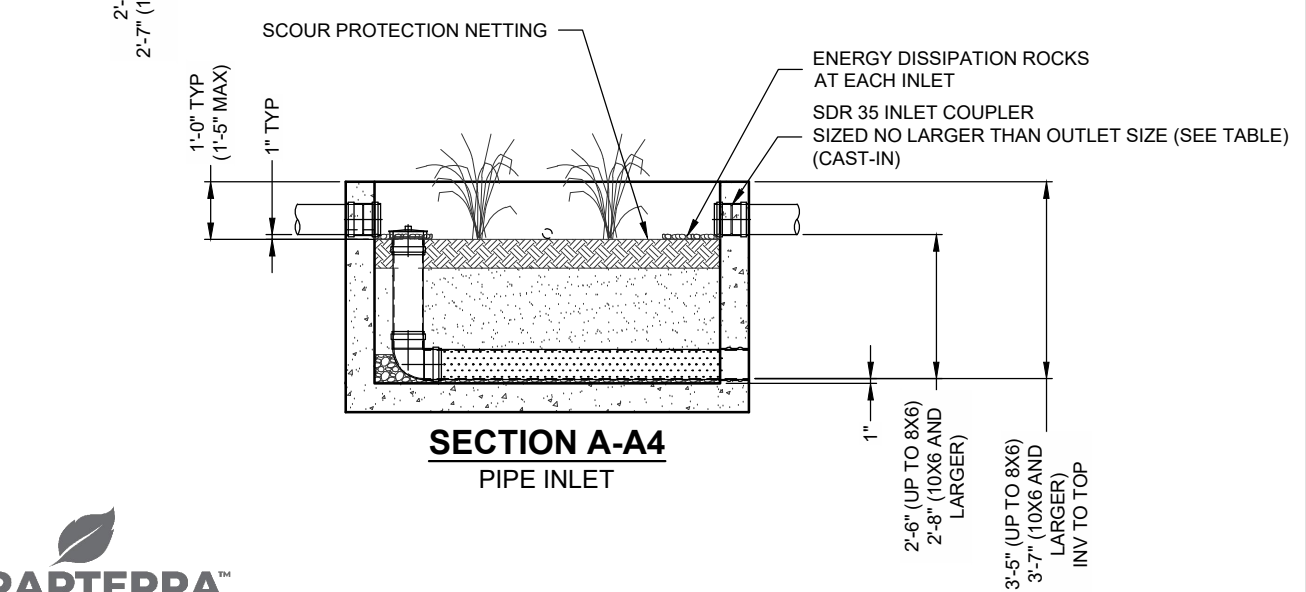
SECTION A-A1
SLOTTED THROAT INLET



SECTION A-A2
GREEN INFRASTRUCTURE INLET - TOP FLUSH WITH TOP OF CURB, NOT INTENDED FOR SIDEWALK APPLICATIONS



SECTION A-A3
BASIN - CURB INLET OR PIPE INLETS OPTIONAL



SECTION A-A4
PIPE INLET

RTOBSV CONFIGURATION						
(OPTIONS: BASIN "-B", GREEN INFR. INLET "-I", SLOTTED THROAT INLET "-T", PIPE INLET "-P")						
VAULT SIZE (L x W)	EFFECTIVE FILTRATION TREATMENT AREA (SF)	MTFR (CFS)	LONG SIDE THROAT OR PIPE INLET DESIG.	SHORT SIDE THROAT DESIG.	UNDERDRAIN / CLEANOUT SIZE	OUTLET SIZE
4x4	15.79	0.344	RTOBSV0404		6" SDR 35	6" SDR 35
6x4	23.79	0.518	RTOBSV0604	RTOBSV0406	6" SDR 35	6" SDR 35
8x4	31.79	0.692	RTOBSV0804	RTOBSV0408	6" SDR 35	6" SDR 35
7.83x4.5	35.02	0.763	RTOBSV078045	RTOBSV045078	6" SDR 35	6" SDR 35
6x6	35.79	0.779	RTOBSV0606		6" SDR 35	6" SDR 35
8x6	47.79	1.041	RTOBSV0806	RTOBSV0608	6" SDR 35	6" SDR 35
10x6	59.62	1.299	RTOBSV1006	RTOBSV0610	8" SDR 35	8" SDR 35
12x6	71.62	1.560	RTOBSV1206	RTOBSV0612	8" SDR 35	8" SDR 35
13x7	90.62	1.974	RTOBSV1307	RTOBSV0713	8" SDR 35	8" SDR 35
14x8	111.23	2.423	RTOBSV1408†	N/A	8" SDR 35	10" SDR 35
16x8	127.23	2.771	RTOBSV1608†	N/A	8" SDR 35	10" SDR 35
18x8	143.23	3.120	RTOBSV1808†	N/A	8" SDR 35	10" SDR 35
20x8	159.23	3.468	RTOBSV2008†	N/A	8" SDR 35	12" SDR 35
22x8	175.23	3.817	RTOBSV2208†	N/A	8" SDR 35	12" SDR 35

INTERNAL PIPE CONFIGURATION MAY VARY DEPENDING ON VAULT SIZE (LARGER VAULTS USE 2 UNDERDRAINS WITH A LARGER OUTLET PIPE)

† UTILIZES (2) CURB THROAT OPENINGS WITH MIN 6" SPACE FOR -T CONFIGURATION



The design and information shown on this drawing is provided as a service to the project owner, engineer and contractor by Contech Engineered Solutions LLC or one of its affiliated companies ("Contech"). Neither this drawing, nor any part thereof, may be used, reproduced or modified in any manner without the prior written consent of Contech. Failure to comply is done at the user's own risk and Contech expressly disclaims any liability or responsibility for such use. If discrepancies between the supplied information upon which the drawing is based and actual field conditions are encountered as site work progresses, these discrepancies must be reported to Contech immediately for re-evaluation of the design. Contech accepts no liability for designs based on missing, incomplete or inaccurate information supplied by others.

9100 Centre Pointe Dr., Suite 400, West Chester, OH 45069
800-338-1122 513-645-7000 513-645-7993 FAX

RAPTERRA BIOSCAPE VAULT OFFLINE (RTOBSV) CONFIGURATION DETAIL